

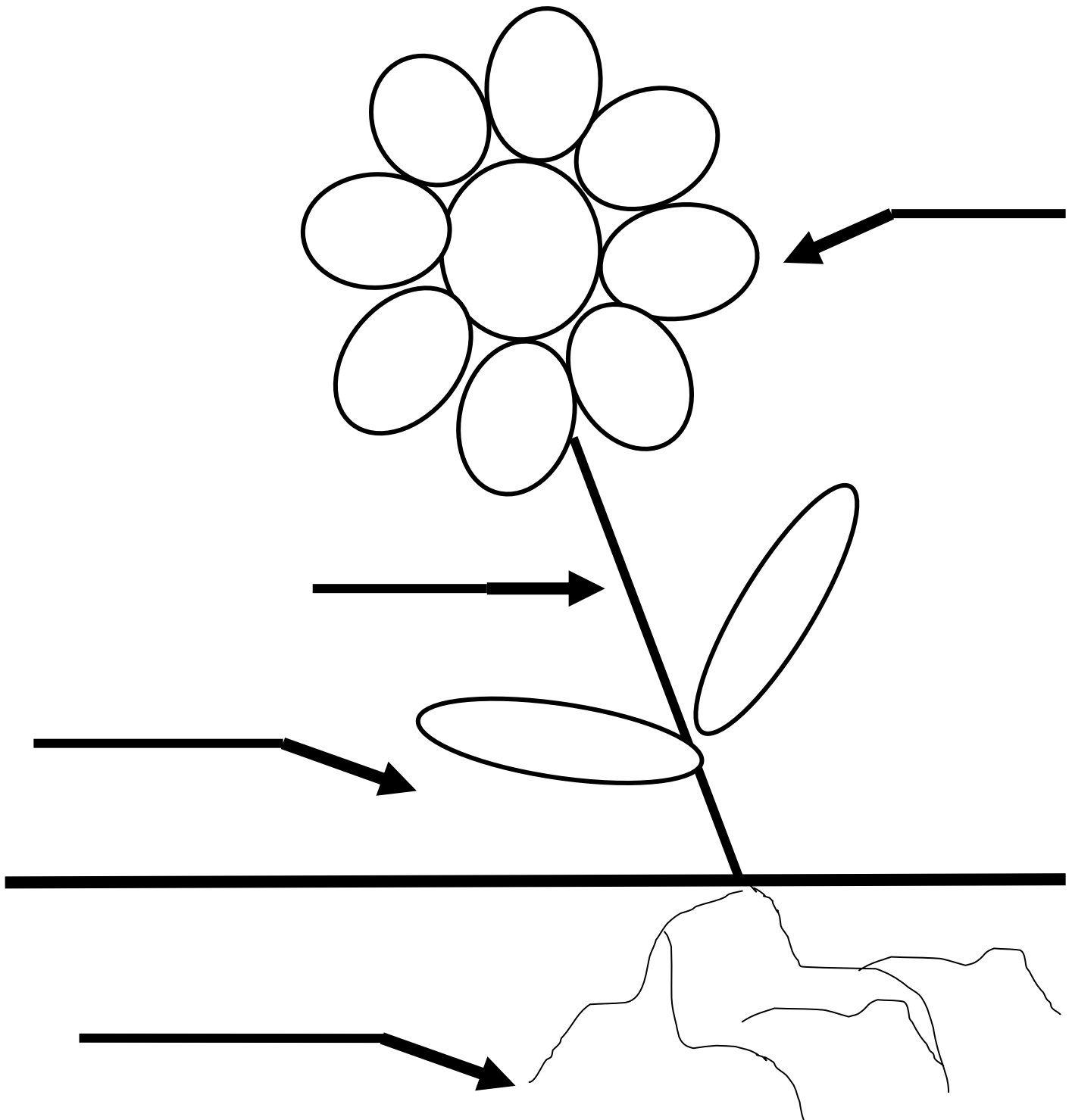
My Plant Journal

Name: _____

NAME: _____

Directions: Label the flower parts using the words in the box.

petal	stem	roots	leaf
-------	------	-------	------



Directions: Draw a line from the word to the correct definition of a flower part.

roots

It holds the flower up.

stem

They grow towards the sun to get food.

leaves

They grow down into the soil. They take in water and food from the soil.

petals

These are the colorful parts of the flower where new seeds will grow.

Seeds

The beginning of a plant

Directions: Label the diagram of a seed using the words in the word box.

Beginning of a plant food seed coat

Definition

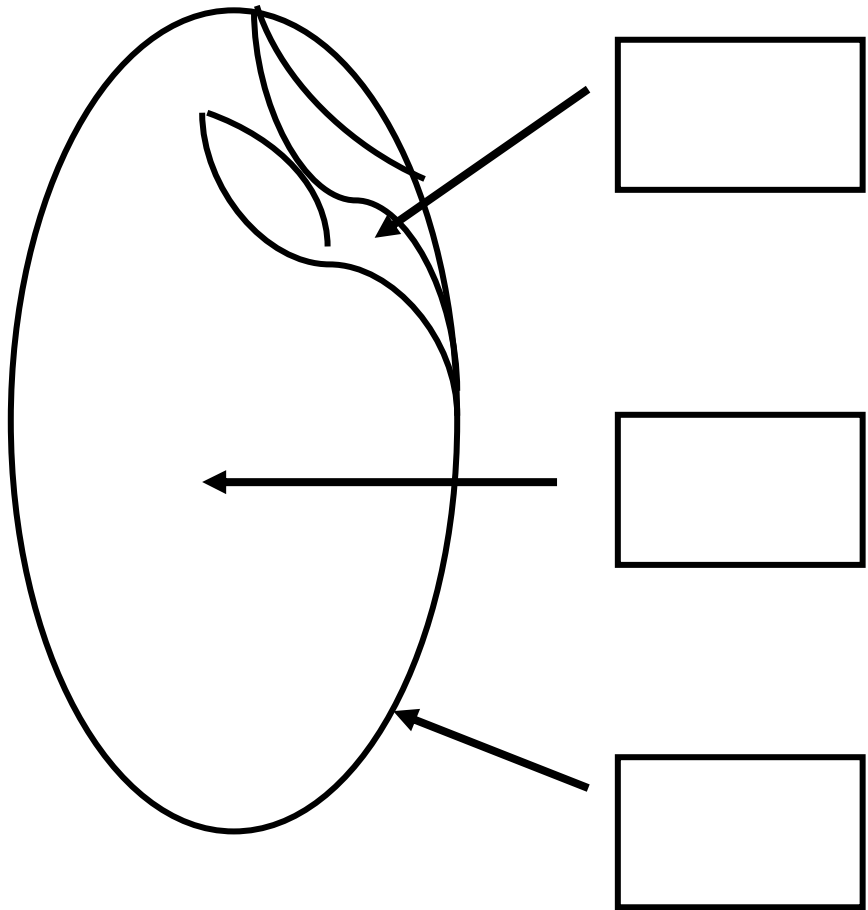
Food: It is needed for the seed to grow.

Definition

Seed coat: It protects the seed.

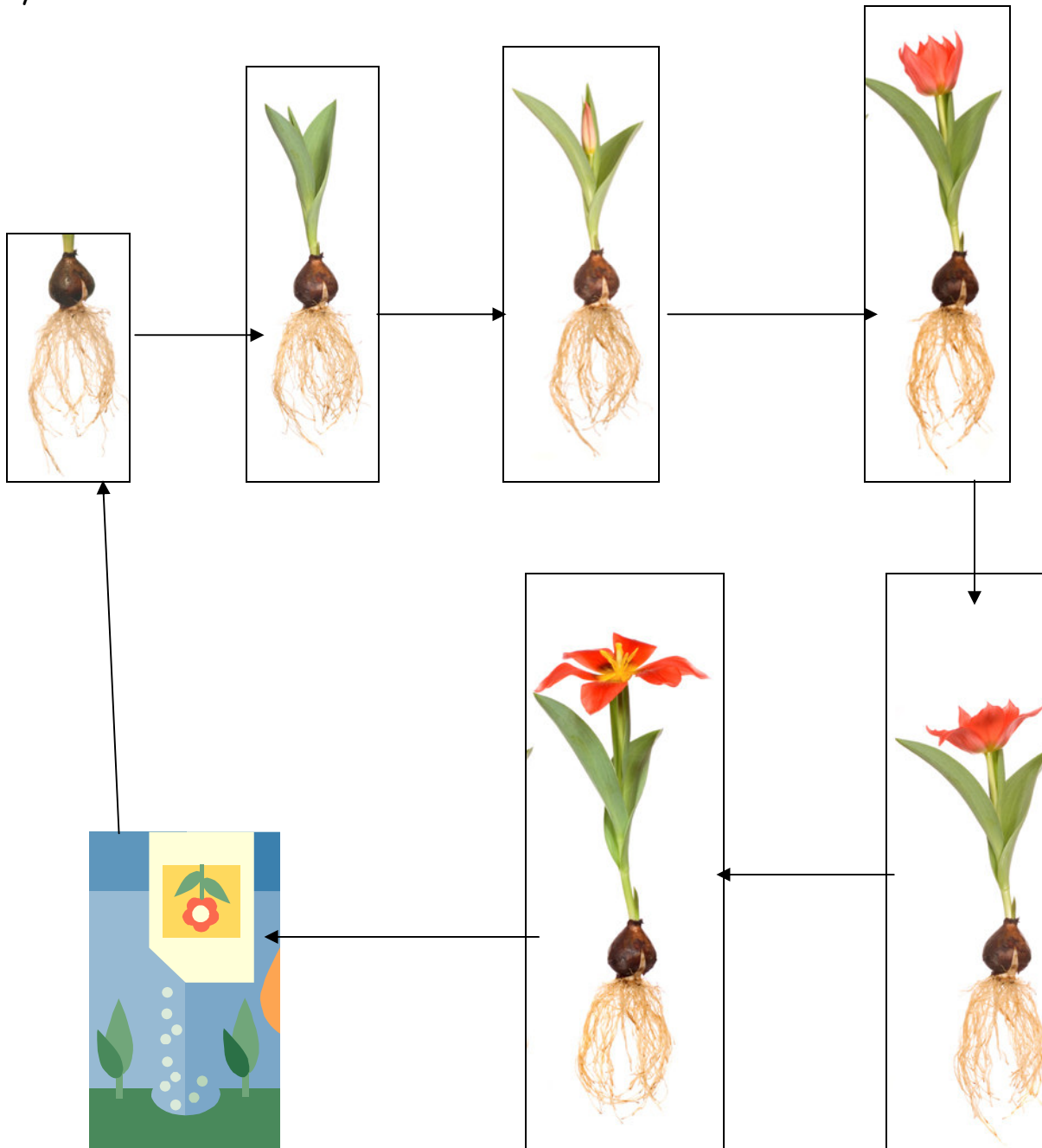
Definition

Beginning of a plant: It looks like a small leaf.



Life Cycle of a Plant

Using the Descriptions in the word box put the correct letter under each part of the plant life cycle.



- a. leaves start to grow
- b. flower buds appear
- c. petals open wide and seeds fall to ground
- d. roots grow from seeds
- e. seeds are planted in ground
- f. flower opens from bud
- g. flower continues to open and makes more seeds inside

Directions: First draw a Venn diagram comparing **people** and **plant** needs.
Next use the words in the word box to fill in your Venn diagram.
Then write 3 paragraphs on what are the different and same needs people and plants have. Use the lined paper on pages 7 and 8.

people	plant	water	air	sunlight
sleep	soil	exercise	food	

Directions: Use the paper provided to write your 3 paragraphs on the differences and similarities of the needs people and plants have. Draw a picture to go along with your information.



PASTE KID PIX FLOWER ON THIS PAGE. DON'T FORGET THE LABELS.

Congratulations



Name

Has SUCCESSFULLY completed the investigation of
The Life Cycle of a Plant

Teacher

Date