





# Charm Baby Quilt



1. Trim each square to  $4\frac{1}{2}'' \times 4\frac{1}{2}''$ .
2. Sew the nine squares together to make a 9-Patch,  $12\frac{1}{2}'' \times 12\frac{1}{2}''$ .

3. Cut the 9-Patch in half, horizontally and vertically to make four squares,  $6\frac{1}{4}'' \times 6\frac{1}{4}''$ . Sew together.



©2008 by Beth Donaldson

Add brown strips (cut 16,  $4\frac{1}{2}'' \times 2''$ )



and pink corners (cut 17,  $2'' \times 2''$ )



to two sides to finish the baby quilt. The finished quilt will be,  $54'' \times 43\frac{1}{2}''$ .